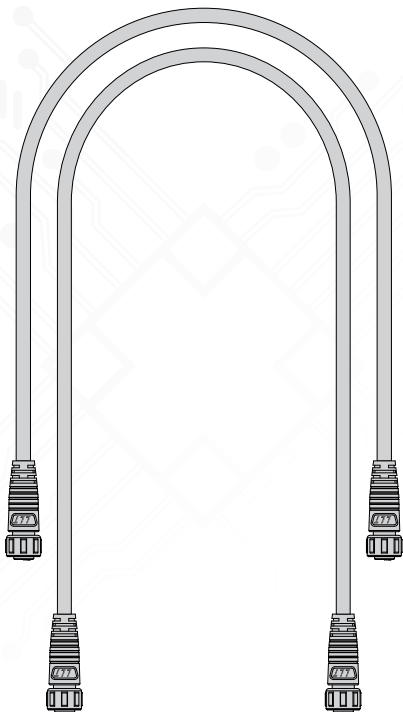




OLAS



# **GUARDIAN**

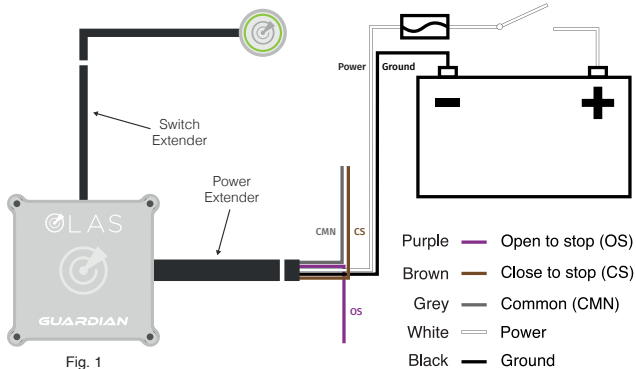
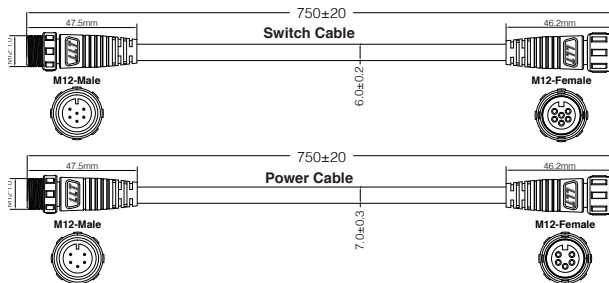
WIRELESS  
SAFETY 

ACR OLAS GUARDIAN  
EXTENSION CABLES

## WIRING DIAGRAM

Switch 6 pin Extension Cable Length: 750mm / 29.5 inch

Power 5 pin Extension Cable Length: 750mm / 29.5 inch



The Guardian Extension cable set can be used to extend the distance by 750mm / 29.5 inches for either the Power cable, the Switch cable or both. This is designed for use on larger vessels where the Guardian hub needs to be located further from either the control switch or the power and kill switch connections.

Connect the extension cables as pictured in *Figure 1*.

**WARNING:** Ensure the 6 pin connector is used with the Switch cable.

Ensure the 5 pin connector is used with the Power cable.



## INITIAL SETUP CHECK

Once the Guardian has been setup and an OLAS transmitter has been connected always **CHECK BEFORE FIRST USE.**

1. Run the engine in idle and place the OLAS transmitter at least 4 inches into open water (a cup or bucket will not be enough!) or switch off its Bluetooth transmission.
2. The engine will cut out.
3. Press the control switch once to pause the alarm.
4. After 5 seconds you will be able to operate the boat as normal.
5. Bring the OLAS transmitter back within 1 meter or switch the Bluetooth transmission back ON and press the Guardians control switch once to reconnect.
6. The Guardian can be switched off at any point by pressing the control switch for 4 seconds or when the power is disconnected. This will not stop the engine.

## TECHNICAL SPECIFICATION

	<b>Control Switch Extension Cable</b>	<b>Power Extension Cable</b>
<b>Weight</b>	50g / 1.8oz	75g / 2.6oz
<b>Wires</b>	24 AWG	18 AWG
<b>Voltage Rating</b>	300V	300V
<b>Dimensions</b>	750mm x 15mm	750mm x 15mm
<b>Temperature Range</b>	-20 to 80°C	-20 to 80°C





## TERMS & CONDITIONS

Before using any OLAS wireless system it is imperative that you read the DISCLAIMER and the LIMITATION OF LIABILITY which follows. There is legal presumption that by using OLAS wireless systems you have read, understood and accepted the DISCLAIMER and the LIMITATION OF LIABILITY statement

### WARNING and WARRANTY

Exposure Lights / Ultimate Sports Engineering Ltd. accept no liability for any injuries or other damages arising from the use of their product in any circumstances.

### Test the Connection Whilst In Dock

Test the connection between the OLAS Receiver and the OLAS Transmitter by leaving the OLAS Receiver in its planned location and walk the OLAS Transmitter to the furthest point on the vessel. Check that all OLAS Transmitters being used are working correctly by submersing them in more than 4 inches of open water which will activate the alarm on the receiver.

### Disclaimer:

OLAS wireless systems are an aid only and should be used alongside existing safety products and procedures. They should not be used for navigation or lifesaving procedures.

### Limitation of Liability:

In no event shall Ultimate Sports Engineering Ltd or its members, representatives or suppliers be liable for any damages whatsoever (including, without limitation, loss of property, personal injury, death, lost revenue, lost profits, loss of goodwill, business interruption) arising from or related to the use or inability to use or reliance on any OLAS wireless system, even if Ultimate Sports Engineering Ltd or its representatives or agents have been advised of the possibility of such damages. Some jurisdictions prohibit the exclusion or limitation of liability for implied warranties or consequential damages or incidental damages, so the above limitation may not apply to you. You may have other legal rights that vary from jurisdiction to jurisdiction. To the extent any liability is found, in no event will the liability of Ultimate Sports Engineering Ltd, its members, representatives or suppliers exceed the amount paid for the OLAS wireless system inclusive of the OLAS transmitters and receivers.

### Patent Notice:

The OLAS wireless systems and associated products may be covered by patents or patent pending applications.

We are here to help.

If you are experiencing any problems with your ACR OLAS product or accessories please contact our Technical Service Department

(954) 981-3333 | [service@acrartex.com](mailto:service@acrartex.com)

Check web for additional product details and downloads: [www.acrartex.com](http://www.acrartex.com)

ACR Electronics, Inc.  
5757 Ravenswood Road  
Ft. Lauderdale, Florida 33312  
USA

