

4

3

60253

DWG. NO. 453-0023-P

SHT 1

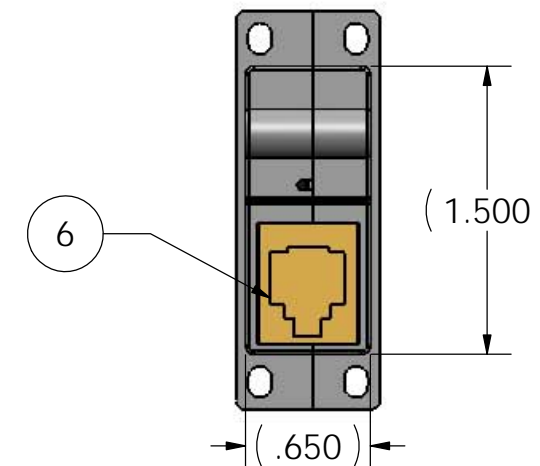
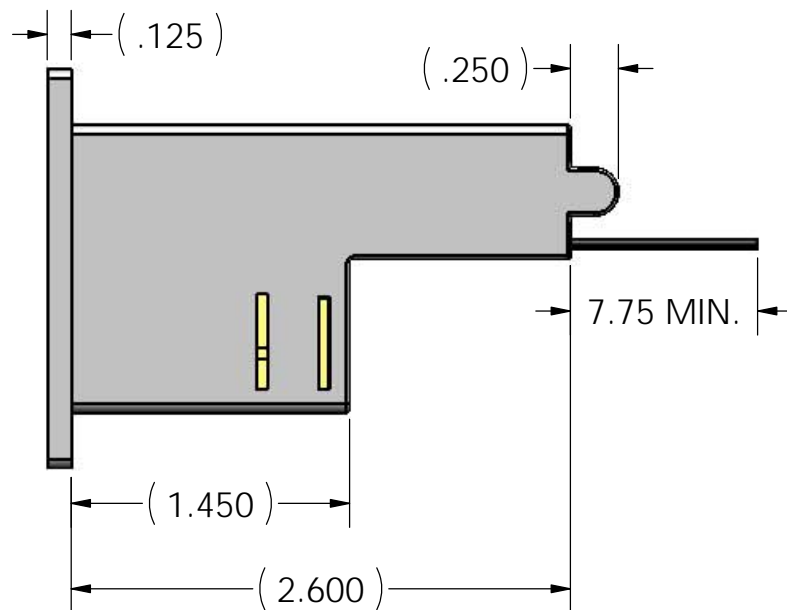
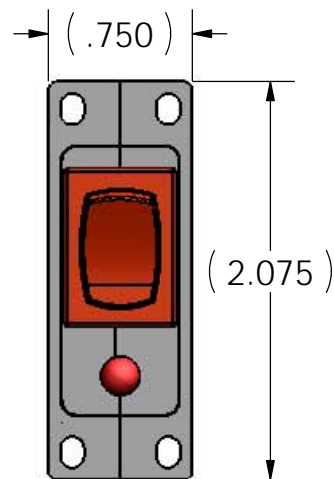
REV D

1

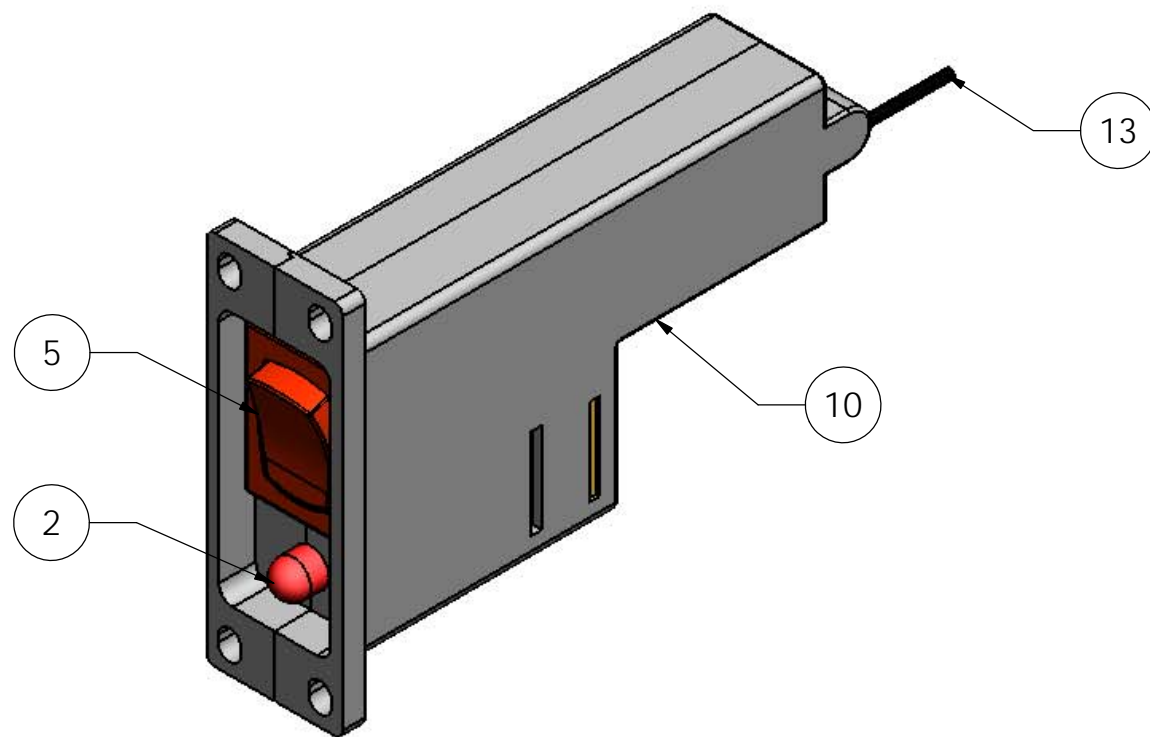
THIS DOCUMENT AND THE DATA DISCLOSED HEREIN OR HEREWITH IS PROPERTY OF AND BELONGS TO ACR ELECTRONICS, INC. FT LAUDERDALE, FL. IT IS FURNISHED IN CONFIDENCE SOLELY FOR INFORMATIONAL PURPOSES. IT IS NOT TO BE REPRODUCED, USED OR DISCLOSED IN WHOLE OR IN PART TO ANYONE WITHOUT THE PERMISSION OF ACR.

REVISIONS

REV	DESCRIPTION	DATE	APPROVED
D	ECO 15076 INITIAL RELEASE	6/26/12	FJ



ITEM NO.	PART NO.	DESCRIPTION	QTY
17	2103	PROCEDURE	REF
16	850-0961	HUMISEAL 1B73 (SPRAY CAN)	AS REQ.
15	850-0960	CONFORMAL COATING	AS REQ.
14	850-0750	GLUE, CYANOACRYLATE (SUPER GLUE)	AS REQ.
13	603-0100	WIRE, TEFLON 26 GA BLK	.833 FT
12			
11			
10	402-0019	HOUSING, REMOTE SWITCH A & B	1
9	350-0006	PCB, REMOTE SWITCH SELF-POWERED	1
8	201-0315	SCREW, SELF-TAP 2 X 7/16 PHIL PAN S/S	4
7	151-0038	PLASTIC HOLDER, CELL W/ 2 SPRINGS	1
6	151-0003	JACK, MODULAR VERTICAL THRU-HOLE PCB	1
5	140-1734	SWITCH, ON / ARM REMOTE	1
4	131-0001	LITHIUM CELL, "2CR1/3N" 6 VOLTS	1
3	120-0916	DIODE, 1N916	2
2	120-0012	LED, RED, T-1 3/4	1
1	098-0227	RES, 1/8W 5% 270 OHM	1



NOTES:

- 1. ITEM 1, 3, 4, 7, 8, 9, 14, 15 & 16 NOT SHOWN.
- 2. ASSEMBLE ACCORDING TO PROCEDURE 2103.

UNLESS OTHERWISE SPECIFIED:
ALL ANGLES ARE 90°

TOLERANCES ON

MILLIMETER	FRACTIONS	DECIMALS	ANGLES
X. ± .25		.X ± .030	X ± 5°
X.X ± .125	±1/64	.XX ± .010	.X ± 2°
X.XX ± .006		.XXX ± .005	.XX ± 1°
			.XXX ± 1/2°
			IMPLIED: ±1°

ANSI-B SOLIDWORKS

DRAWN	LF	02-15-06
CHECKED	-	-
ENG.	-	-
APVD.	WN	02-15-06

ACR ELECTRONICS, INC
5757 RAVENSWOOD RD. FT. LAUDERDALE FL 33312

REMOTE SWITCH, SELF-POWERED ASSEMBLY

SIZE	CODE IDENT. NO.	DRAWING NO.	REV
B	60253	453-0023-P	D

SCALE 1:1 SHEET 1 OF 1

LIST OF MATERIALS OR PARTS LIST

⬡ DENOTES REVISION CHANGE
⊕ DENOTES DIMENSION PLUS DRAFT ANGLE
⊖ DENOTES DIMENSION MINUS DRAFT ANGLE
(XX) DENOTES REFERENCE NOTE OR DIMENSION
ⓧ DENOTES CRITICAL INSPECTION DIMENSIONS

4

3

2

1